

Photo report V27:

Project WIAP International Vietnam,
Start 02/01/2013. 15.01.2013



Photo 1: Boat owners who paddle with the feet is common in Vietnam.



Photo 2: 100 million Dong turnover in 1 year makes a fisherman with 2 employees in Vietnam. (about 50 '000 USD)



Photo 3: It came visiting. The gentlemen who have translated the book with Mr. Hieu expertise metal from Europe publishing, from German to Vietnamese. Many quiz questions came to us, because it is difficult to understand. For us, too often not easy to explain what that means. We have repeatedly sought the authors to simpler terms. There are also professors there.



Photo 4: Front of our two vertical CNC lathes WIAP DM2V. These were built in Europe are owned products.



Photo 5: 10 pallet frame even blue paint. As additional tables if we need the for the training.



Photo 6: At 19.01. Hans-Peter Widmer had birthday. At 28.1 Iris Widmer's birthday. The center of the two data, we take the opportunity to make a little party at school. But we wanted to paint the tops first blue.



Photo 7: Diligently painted. As the plates were partially somewhat oily already, since they had been in use for 2 years, the project was not as easy.



Photo 8: In the area 6b in the design room, is drawn in several places. However, hand drawing is very important for us. Especially the C apprentices are still often confronted with freehand drawing.



Photo 9: The Apprentice A 24 deburred, the metal housing of the expansion plant WIAP LC 05 With the deburring we have a little trouble in Vietnam. The trainees and the teachers do not see the reason , for what that is.



Photo 10: The intensive test's XY200 and XY201 we did with the A apprentices. The test we took to Switzerland to evaluate. Here is measured, such as a spindle nose ASA can be measured.



Photo 11: The metal housing of our expansion plant WIAP LC 20 and LC 50 should be ready for months. The cast we bought more than a year ago.



Photo 12: That, everything is edited are also cleaned, do not know our apprentices. Contamination. Not properly deburred is even not satisfactory.



Photo 13: The case of the new LC is 5 system. Unfortunately not well plastered. 0.5 mm edge breaks we need to practice more intensively.



Photo 14: We made a hospital visit. Just a few kilometres away from our training workshop. Right Director Bang, 2nd right of Mr. Hieu. Third: Dr from the hospital. 4th from the right doctor. 5th Iris Widmer



Photo 15: The laboratory equipment for blood tests in the 2 hospitals, look what we see, good. Describes the lab in the hospital before.



Photo 16: Warning signs in Vietnam for the X-ray.



Photo 17: On Tuesday, 22.01. Director Bang invited us and the teachers to dinner by the river. Front right teacher Jerry; left teacher Tom.



Photo 20: So now that they have it under control.



Photo 18: Built for the planned spaghetti dinner on Wednesday, 01/23/2013, we have an inventory control. In 2 pallets we have a lot of dishes. The apprentices have all washed again.



Photo 21: Preparations are nearly completed now is the "party" going on.



Photo 19: The apprentices at the spaghetti test. On the package, is 5 liters per 500 grams But our pans would have been too small. Therefore we have tested with 2.5 liters. The boys are afraid to try spaghetti



Photo 22: First photos of VIP'S groups who visited us, respectively came to eat.



Photo 23: Now the group photo of all apprentices with the Vip's in the background.



Photo 26: In order for the Food Distribution team also could eat, Iris took over distributing the food.



Photo 24: Nearly 70 people at the spaghetti dinner. The boys enjoy drinking beer. So we gave free time after dinner. We did not want a workplace accident, because after 2 beers, some Vietnamese are very funny!



Photo 28: After dinner was again packed all the dishes well and the inventory could be renewed. For the next festival. Packed in sealed palette. Also because of the mice. The also like to eat cardboard.



Photo 25: The food spread worked well. We cooked too much spaghetti. Probably the boys had eaten more rice.



Photo 29: A19 apprentice was already in the army. He turns here a flange on the Swiss Menziken lathe.



Photo 29a: Such was the previous machined flange.



Photo 32: After collecting the last cigarette together, we gave the order to manufacture 5 new outdoor ashtrays. The production runs



Photo 30: B apprentices. Deburr clamps



Photo 33: On Thursday, 01/24/2013, the apprentices have surprised us. Suddenly we were brought and handed over this cake. Personally dedicated. We were surprised.



Photo 31: Here are clamps repaired



Photo 34: Cake for Iris



Photo 35: When they gave us 50 roses, ok as we were even more surprised.



Photo 37: All almost 60 plates filled with cakes, so we gave over to the boy's.



Photo 35: And now Iris allowed the first cake with much applause cut.



Photo 38: Iris between 50 roses



Photo 36: Group photo



Photo39: The teaching must go on. So that our boys learn something for the future. Here was made a test station for impulse lubrication for machine tools




Photo 40: In order for the trainees to understand what is a unit 03 or 06 or 10 or 16, we made the test plate. For the 16-unit dossier he is the most oil per pulse. In the 03 very little.



Photo 44: A Pallet material go to Switzerland. Rubber, which we bought in Vietnam and turned parts. Which is mounted externally, we shopped a long time ago and stored at school.



Photo 42: At the time when we are not in Vietnam, the apprentices establish 10 new vices. Sawing has begun.



Photo 45: The chief teacher Robinson shows, is sprayed as. No protective wall behind, "Ohh sorry Teacher" was the explanation!



Photo 43: The teacher who supervised the apprentices here gives too little clear instructions. This projection milling with carbide, then still drive across - stop! We should have more time available to train better details. The theory is just one of them.



Photo 46: The apprentices must draw new cover sheet and then manufacture.




Photo 46b: The apprentices at the DM2 S WIAP working flat bed CNC lathe, we look after themselves from a distance. The teachers may not participate here. They often gave instructions where we asked ourselves: "What is it they thinking, we can not follow"




Photo 47: This is the longitudinal slide of DM2_S. The lubrication points must be covered even all. We will have to come up with a clever solution to the oil entry points can be covered better, easier and more cost-conscious.



Photo 48: On the last day 25.01.2012. Mr. Bang, Director of the School of the Agricultural Ministry. The authorities for all of us, clarifications, etc done with Mr. Hieu.



Photo 49: For 1000 francs we ordered those signs in Vietnam. They come to Switzerland.



Photo 50: This is our hotel room. End of your stay in Vietnam on 25.01.2012. Half of the baggage remains in Vietnam for the next time



Photo 51: Stop over in Dubai.



Photo 52: Then cold Switzerland but a clear view, the air looks good in the cold. A clear view.

Photo End Report 27 25.01.2013. Next trip planned in April. The next few weeks after the TET (Chinese New Year) we try much more to do with the Internet in Vietnam. There can be a hard task for Iris and Sven.

January 2013 hpw